

Connect conference phone to IP PBX

A corporate PBX for IP telephony handles both analogue calls sent over the public switched telephone network (PSTN) and IP calls transmitted over data networks and the Internet. Konftel's conference phones can be connected to this kind of PBX in any of the following ways.

1 CONNECTION TO AN ANALOGUE PORT OR PHONE ADAPTER

A corporate PBX for IP telephony normally also handles analogue phone connections and all that is required is an analogue connection to the room where the conference phone is being used. It is also usually possible to plug an *analogue telephone adapter* (ATA) into the digital port and connect the phone to the adapter.

The **Konftel 250** and **Konftel 300** have analogue connections.

2 WIRELESS SOLUTIONS

If a DECT system for wireless telephony is connected to the company's IP PBX, the **Konftel 300Wx** makes an ideal choice as it can be moved from room to room. If the PBX supports mobile connectivity (MEX), the same applies to **the Konftel 300Mx** or to a **Konftel 55** or **Konftel 55Wx on a mobile connection**.

3 DESKTOP PHONE CONNECTION

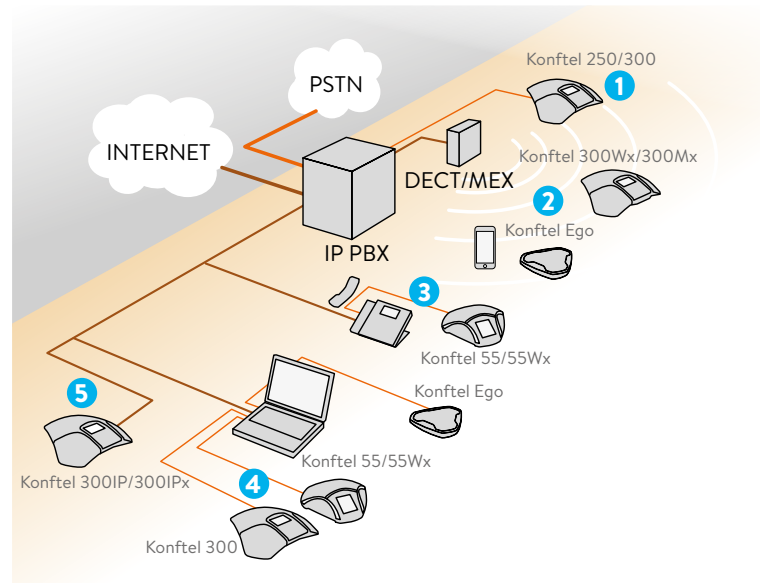
The **Konftel 55** and **Konftel 55Wx** conference units can be connected to an IP desktop phone. The unit converts the phone into a conference phone that delivers the same outstanding audio quality as Konftel's stand-alone phones.

4 CONNECTION TO A PC

A PC with IP telephony (*softphone*) software can be used for calls to users of the same software or to communicate via the corporate IP PBX. The **Konftel 55** and **Konftel 55Wx** are top choices for quality audio. Unlike the PC's integrated speakers and microphone, a conference unit with *Omnisound HD* delivers powerful audio with full duplex, echo cancellation and static reduction over the full audio bandwidth. The **Konftel 300**, **Konftel 300Wx** and **Konftel 300Mx** conference phones can also be connected to a PC via a USB cable.

5 DIRECT CONNECTION TO IP PBX

The **Konftel 300IP** and **Konftel 300IPx** offers the perfect solution for companies with IP PBXs (SIP). It is directly connected to the PBX and uses all the advantages of IP telephony. It also provides advanced teleconferencing features with audio quality that is not limited by the normal bandwidth of the telephone network, a conference guide to simplify calls to conference groups, flexible management of multiple phone lines and integrated web server for ease of configuration and management of contacts.



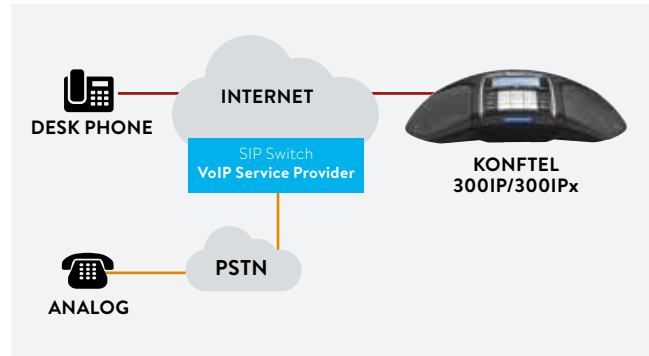
PBX	Private Branch eXchange, a phone system within an enterprise	PSTN	Public Switched Telephone Network, the worldwide public analogue telephone network (nowadays these calls are also digitalised and sent over digital networks, FDDI)
IP PBX	Corporate PBX for IP telephony	DECT	Digital Enhanced Cordless Telecommunications, a standard for local wireless telephony
IP	Internet Protocol - protocol used for data communication	MEX	Mobile Extension, enables mobile connectivity to a local PBX.
IP telephony	Telephony over a data network	ATA	Analogue Telephone Adapter, adapter for connecting analogue phones to VoIP
VoIP	Voice over Internet Protocol, transmission of telephony over a data network/Internet		

Connecting the Konftel 300IP and Konftel 300IPx

The Konftel 300IP and Konftel 300IPx are SIP based conference phones that are ideal for companies using, or planning to use, IP telephony. Here we explain the differences and advantages of the various IP telephony options.

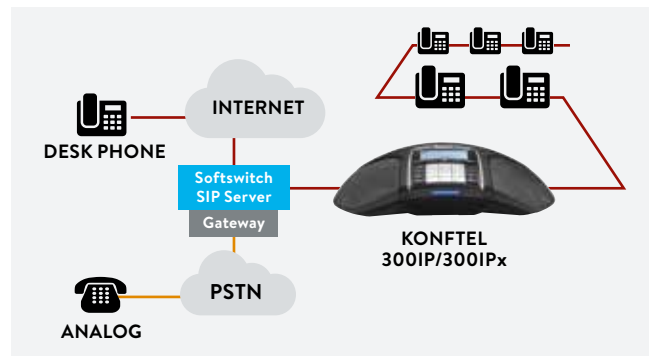
SERVICE PROVIDER

- ⌚ The Konftel 300IP/300IPx connects to the corporate network/Internet and is registered in a SIP server with an operator or IP telephony service provider. The service provider is connected to the public telephone network and calls are normally routed via this network.
- + If the service provider is represented in more than one country, it may be possible to make “local calls” to other countries. The cost of the calls will vary, depending on the service provider agreement. However, the calls are normally cheaper than regular phone calls and are often free within the operator’s own IP telephony network.
- ✓ This provides individuals and small companies with a simple solution and does not require them to do administration.



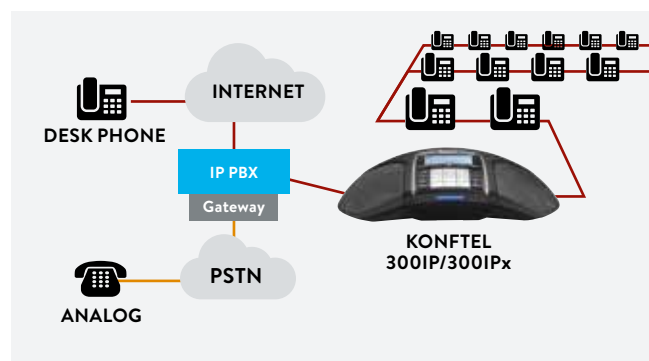
SOFTSWITCH

- ⌚ The Konftel 300IP/300IPx connects to a softswitch, i.e. software in a PC that operates as a PBX and manages IP call connections or connects them via a gateway to the public switched telephone network.
- + Companies with offices in different cities or countries can be connected over the Internet to the same switch or each office can have its own softswitch. With either of these options, there are no call costs for internal calls and digital calls with other IP telephones.
- ✓ This provides a flexible solution for any size company. The softswitch can usually be managed by the company’s IT staff or can be managed by an external provider through a service agreement.



TRADITIONAL PBX

- ⌚ The Konftel 300IP/300IPx connects to a corporate IP PBX. All modern PBXs are directly compatible with IP telephony or via optional equipment.
- + An IP PBX offers the same functionality as a software PBX for IP telephony. It can also manage other types of telecommunications and is usually more suitable for larger companies.
- ✓ This can be an efficient solution for smaller companies that already have a traditional PBX, and for larger companies that require the capacity and operational reliability that a traditional PBX provides. The PBX is normally managed through a service agreement with an external service provider.



WHAT IS IP TELEPHONY?

IP stands for Internet Protocol and is the standard protocol for transferring information over the Internet between computers and other devices. The same standard is normally used in local networks too. An IP address is the unique network address that a computer has in the network.

An IP phone is a phone that, like a PC, is connected to the network/Internet. Like the PC, it has an IP address and the call is transmitted as data packets over the network. Calls can be made from an IP phone to other IP phones (without leaving the network) and to regular phones over the public telephone network.

The telephone has a normal phone number plus a network address. You can make calls from one IP phone to another using the public network address (e.g. sip:bob@company.com).

SIP stands for Session Initiation Protocol and is a standardised protocol (communication regulations) for connecting phone calls via networks – in most cases via the Internet too. To make and receive calls, the phone has to be registered to a SIP switch. The switch can be a company PBX or be located with an IP telephony service provider. The SIP switch ensures that the call is connected to the right address within the network or sends the call to the public telephone network if the recipient is not registered as an IP telephone in the same SIP switch.

An IP phone can be moved and used literally anywhere. The only requirement is for it to be connected to the network/Internet and have contact with the SIP switch where it is registered.